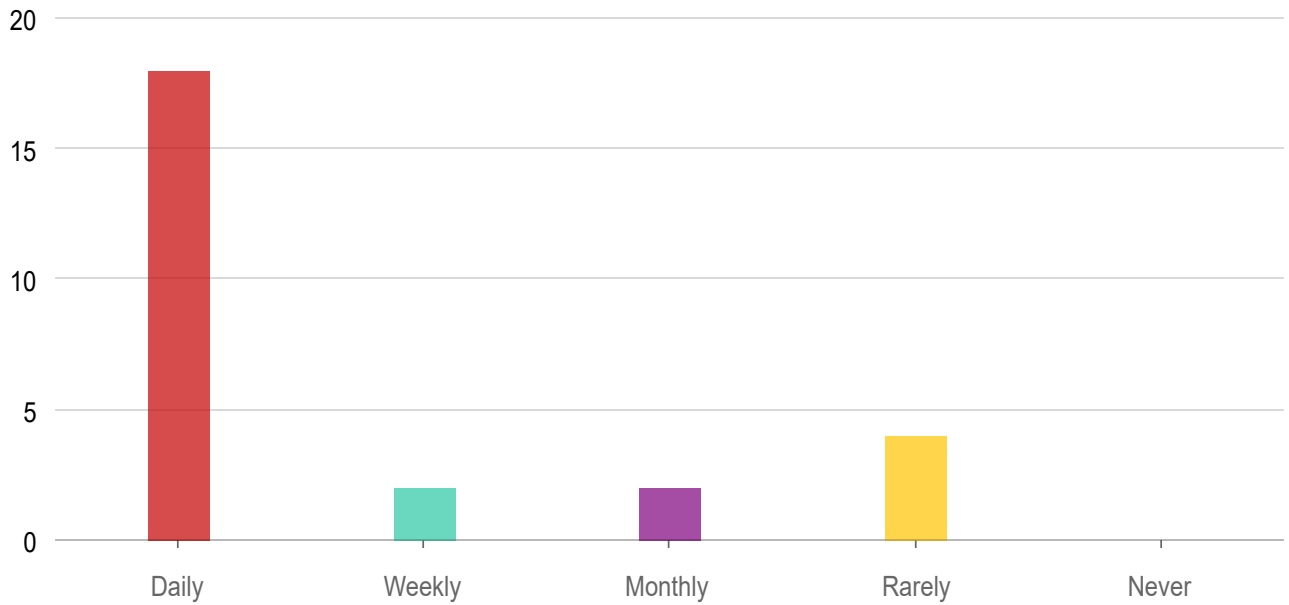


# Reimagine Jensen Survey

How often do you travel on Jensen Dr.?

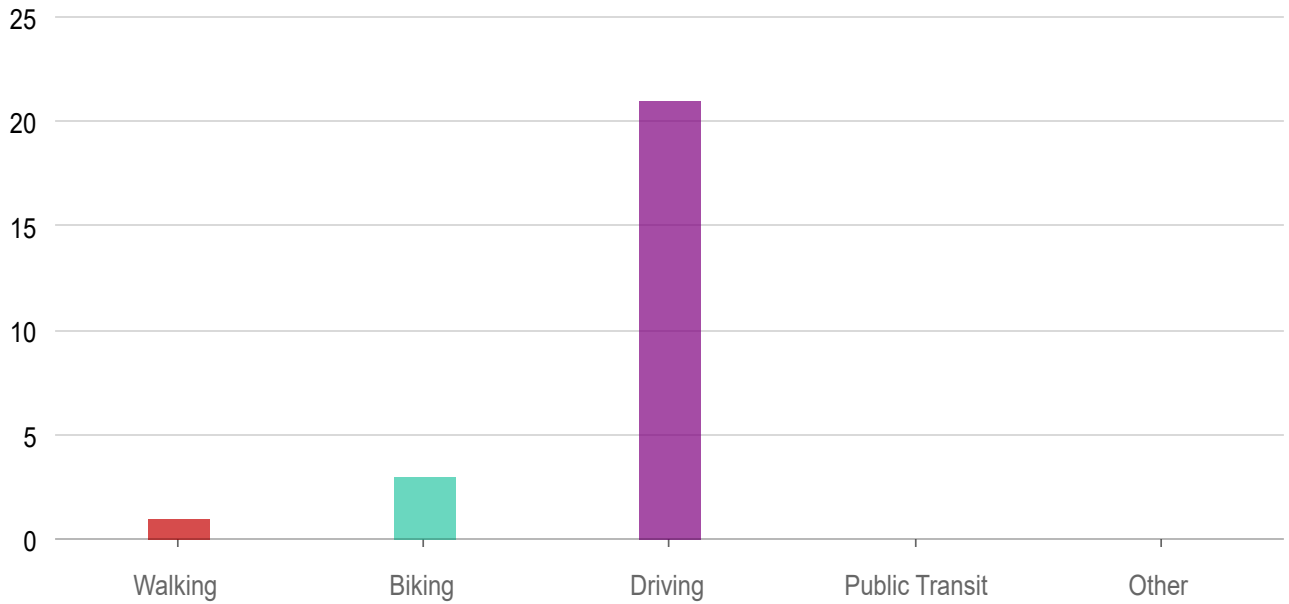


**Answers** **Count** **Percentage**

Daily	18	69.23%
Weekly	2	7.69%
Monthly	2	7.69%
Rarely	4	15.38%
Never	0	0%

Answered: 26 Skipped: 0

What is your primary mode of travel on Jensen Dr.?

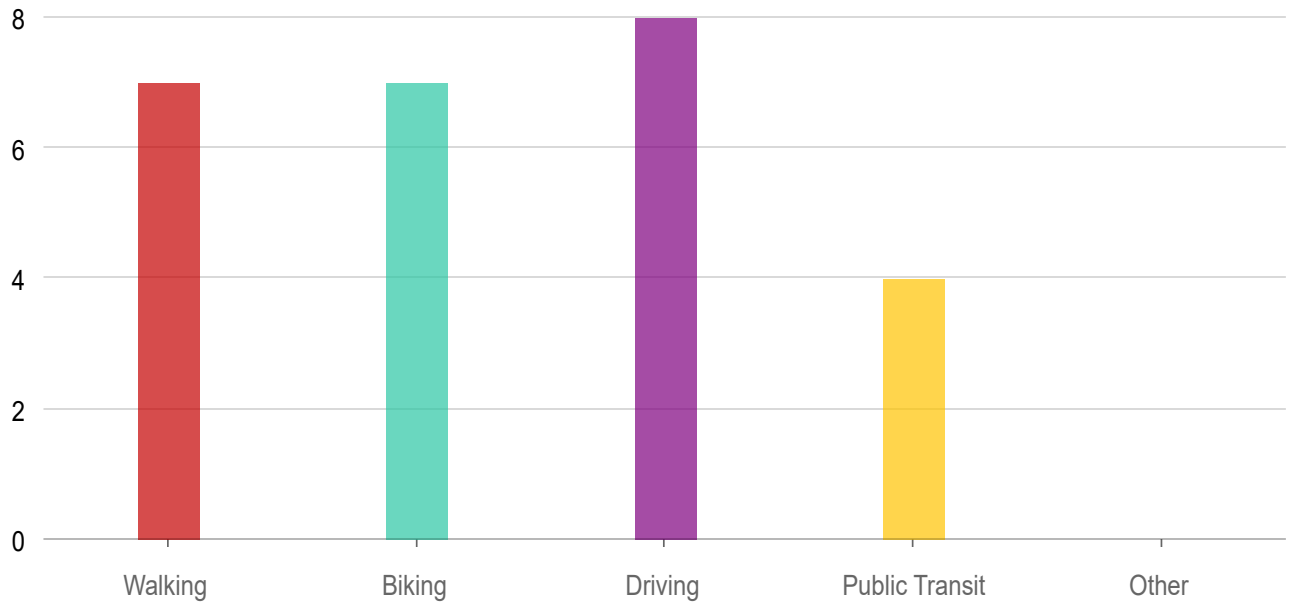


**Answers** **Count** **Percentage**

Answers	Count	Percentage
Walking	1	3.85%
Biking	3	11.54%
Driving	21	80.77%
Public Transit	0	0%
Other	0	0%

Answered: 25 Skipped: 1

**How would you travel on Jensen Dr. if it were safer?**



**Answers** **Count** **Percentage**

Walking	7	26.92%
Biking	7	26.92%
Driving	8	30.77%
Public Transit	4	15.38%
Other	0	0%

Answered: 26 Skipped: 0

**How do you use Jensen Dr.?**



**Word** **Count**

Word	Count
Drive	9
work	8
Jensen	5
daily	4
store	3
north	3
grocery	2
community	2
meetings	2
travel	2
Bike	2
daily.	2
Berry	2
interested	2

area	2
gas	1
things	1
errands	1
major	1
streets	1
highways	1
fast	1
food	1
&	1
Northside	1
church	1
Test	1
Professional	1
Residential	1
Social	1
ride	1
IAH.	1
Jense	1
family's	1
house	1
occasionally.	1
attend	1

visit	1
businesses.	1
month.	1
live	1
feedback	1
is.	1
back	1
home.	1
Everyday	1
commute.	1
Day	1
Driving	1
Bank	1
store.	1
evenings	1
late	1
night.	1
work.	1
home	1
Commute	1
business	1
transactions	1
real	1

estate 1

Answered: 24 Skipped: 2

In a single word how would you describe Jensen Dr. today?



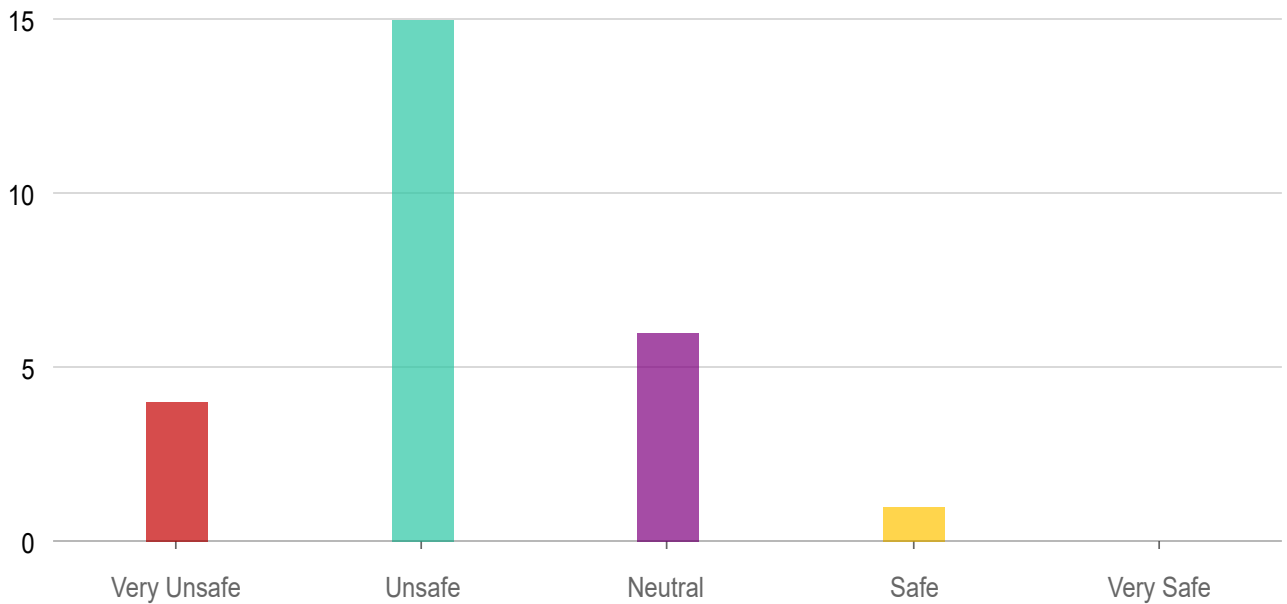
**Word** **Count**

Word	Count
Rough	3
dangerous	2
Busy	2
bumpy	1
pot	1
holes	1
Trashy	1
Test	1
Speedway	1
sketchy	1

ragedy	1
potential	1
Mess	1
desolate.	1
Industrial	1
forgotten	1
Filthy	1
Fentanil	1
Drunk	1
Drivers	1
Dirty	1
Corruption	1

Answered: 25 Skipped: 1

### How safe do you feel using this street currently?

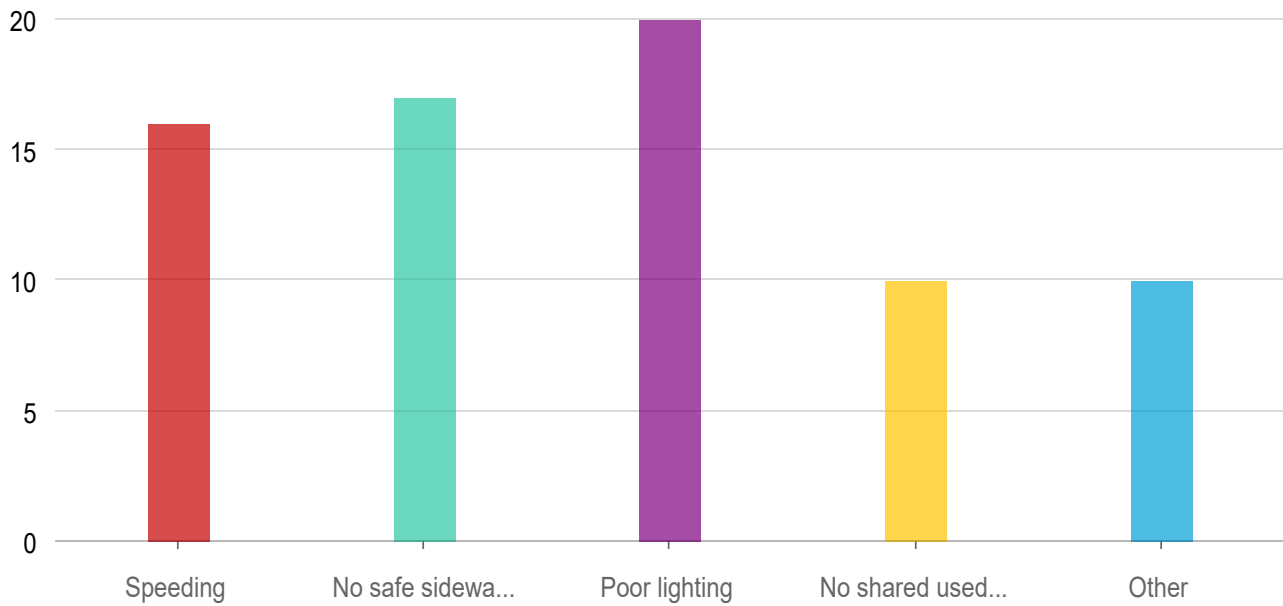




Answers	Count	Percentage
Very Unsafe	4	15.38%
Unsafe	15	57.69%
Neutral	6	23.08%
Safe	1	3.85%
Very Safe	0	0%

Answered: 26 Skipped: 0

**What concerns you most about safety on this street?**



Answers	Count	Percentage
Speeding	16	61.54%
No safe sidewalks and crosswalks	17	65.38%
Poor lighting	20	76.92%
No shared used path	10	38.46%
Other	10	38.46%



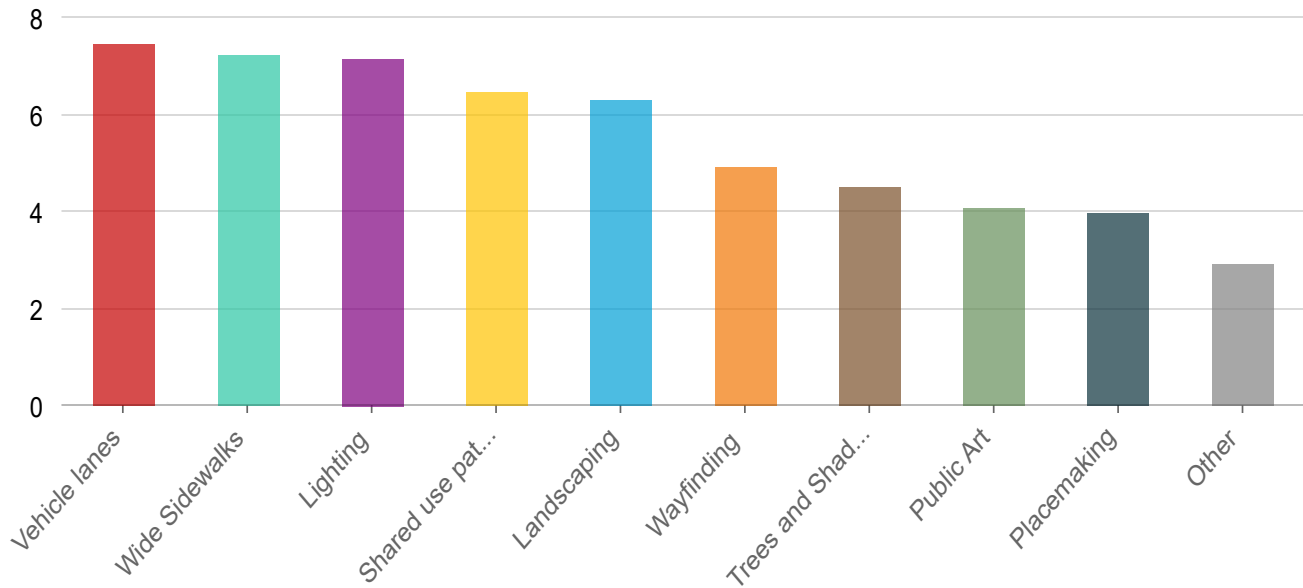
Numerous times I've seen people in wheel chairs rolling themselves in the street because the sidewalks are broken, covers in grass or gravel, or cars parked on the sidewalks. At night it's worse because the poor to nonexistent lighting.	1
More than once a drunk driver has nearly hit me while driving.	1
Melbourne St and Jensen people tend to cross walking to get to the convenience store across the street, with no safety lights really dangerous.	1
I've witnessed a car speeding away on Jensen after shooting at the drug house at 2521 Keeland Street.	1
I've had a drunk driver swerve into my lane and nearly hit me head on.	1
I was driving on Jensen one evening and witnessed a drunk driver swerve on to the sidewalk and then back into his lane and driving off. I see people driving with a beer can in the hand ALL the time.	1
I see people running across Jensen and not paying attention to the lights. I see many homeless, prostitutes, and stray dogs.	1
I have walked down Jensen to get to church and noticed it was no sidewalks	1
I have been robbed at gun point. I have reported naked homeless people walking around in the middle of the night. Prostitutes on the street make any women a target of rape .	1
I grew up and live off of Jensen Drive and have always lived with poorly managed public infrastructure (i.e. sidewalks, streets, light poles, bus stops, parks, etc.).	1
four wheelers towing wagon	1
Flooding on underpass at Bennington and King St. People drive through the water at that underpass when flooded, and cars get flooded, and people are trapped inside. Homelessness has become more prominent and is unsafe for kids to walk to parks and other parts of Jensen, at Jensen and Caplin, and other areas.	1
Cars swirving back and forth, lady with mental distress walking in the middle of the lanes and throwing things at cars.	1
Cars drive far too fast. While driving myself, it's easy to find myself over the 35 mph speed limit due to the wide and open nature of the roadway. It leads to a street where cars drive fast, so it's unsafe for drivers and pedestrians. It's hard to turn across the road, and pedestrians are often walking in next to the road due to poor or missing sidewalks. The street needs narrower vehicle lanes and good, wide sidewalks.	1

a lot of vandalism and a lot of homelessness and a lot of trash left.

1

Answered: 22 Skipped: 4

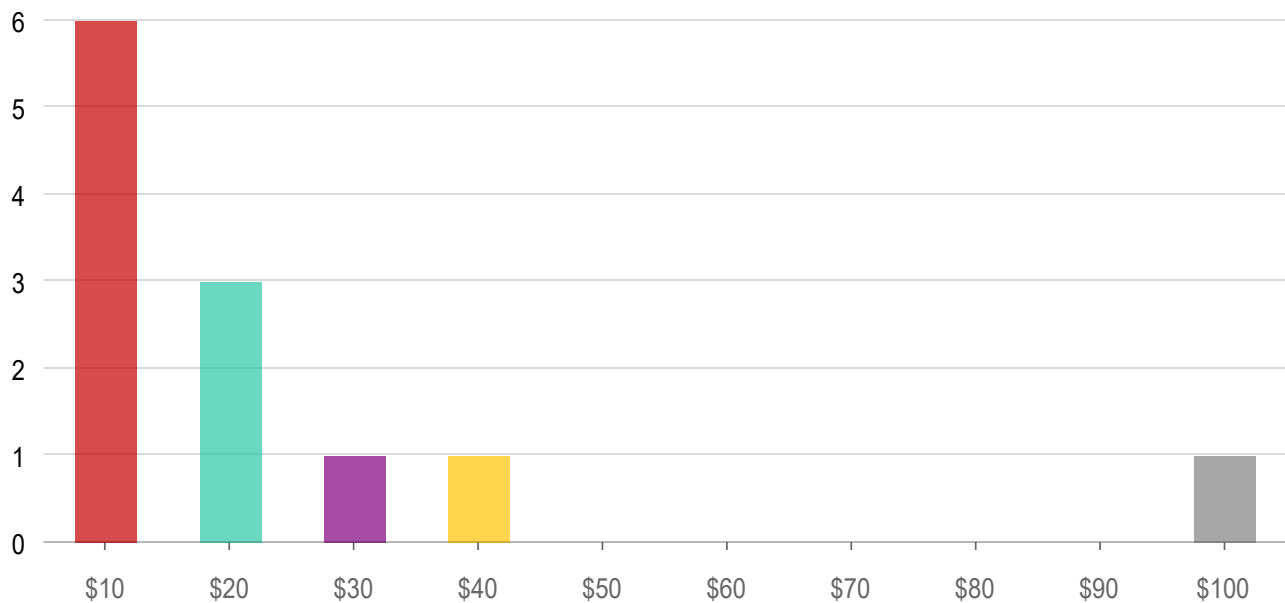
### Imagine this street in the future. What features do you envision that would mak...



Answered: 26 Skipped: 0

### Budget Priorities: Imagine you have \$100, distribute the funds across these categories:

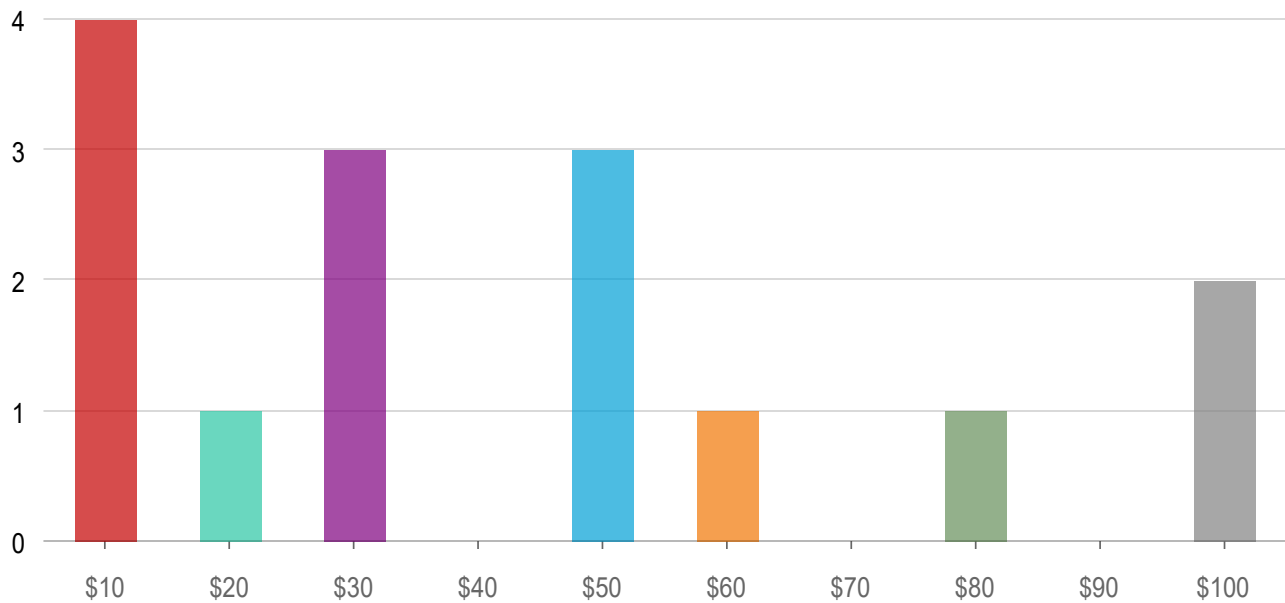
#### ○ Wide Sidewalks



Answers	Count	Percentage
\$10	6	23.08%
\$20	3	11.54%
\$30	1	3.85%
\$40	1	3.85%
\$50	0	0%
\$60	0	0%
\$70	0	0%
\$80	0	0%
\$90	0	0%
\$100	1	3.85%

Answered: 12 Skipped: 14

○ Vehicle lanes



Answers	Count	Percentage
\$10	4	15.38%
\$20	1	3.85%
\$30	3	11.54%
\$40	0	0%
\$50	3	11.54%
\$60	1	3.85%
\$70	0	0%
\$80	1	3.85%
\$90	0	0%
\$100	2	7.69%

Answered: 15 Skipped: 11

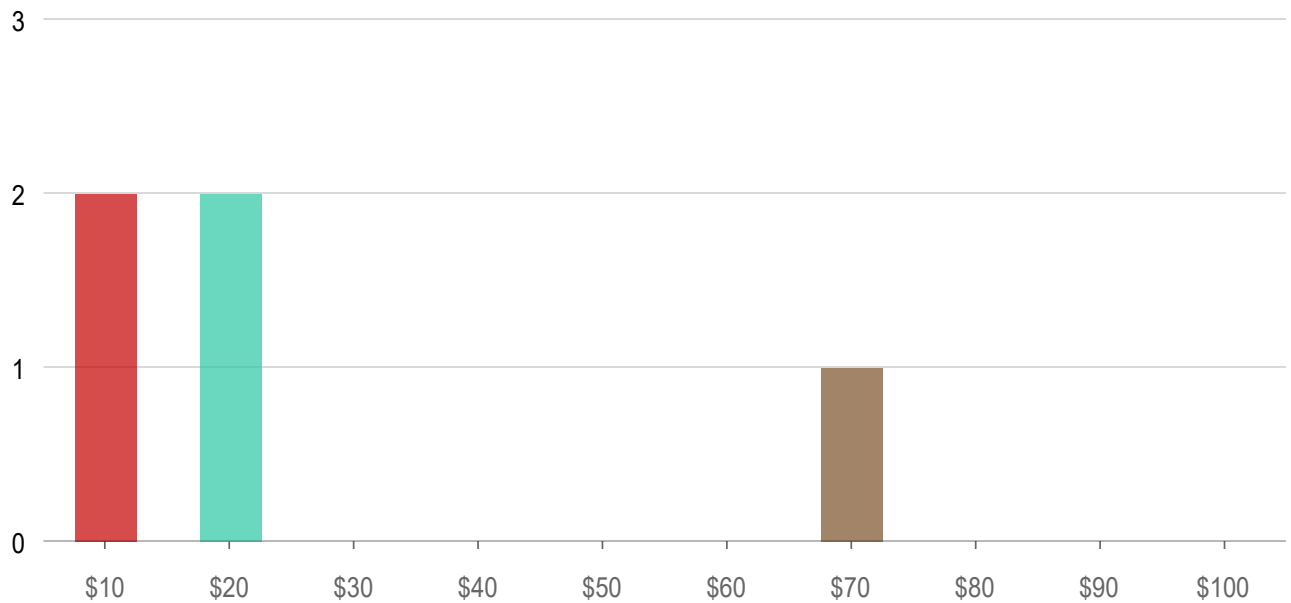
Shared use path



Answers	Count	Percentage
\$10	6	23.08%
\$20	2	7.69%
\$30	1	3.85%
\$40	0	0%
\$50	0	0%
\$60	0	0%
\$70	0	0%
\$80	0	0%
\$90	1	3.85%
\$100	1	3.85%

Answered: 11 Skipped: 15

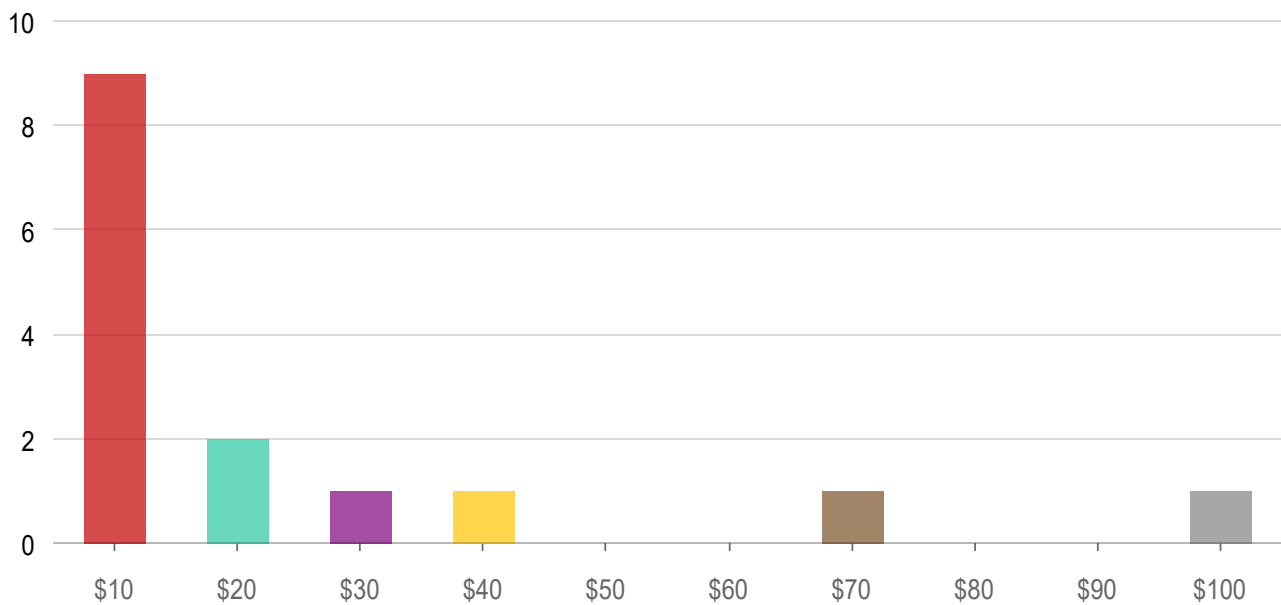
○ Wayfinding



Answers	Count	Percentage
\$10	2	7.69%
\$20	2	7.69%
\$30	0	0%
\$40	0	0%
\$50	0	0%
\$60	0	0%
\$70	1	3.85%
\$80	0	0%
\$90	0	0%
\$100	0	0%

Answered: 5 Skipped: 21

○ Landscaping





Answers	Count	Percentage
\$10	9	34.62%
\$20	2	7.69%
\$30	1	3.85%
\$40	1	3.85%
\$50	0	0%
\$60	0	0%
\$70	1	3.85%
\$80	0	0%
\$90	0	0%
\$100	1	3.85%

Answered: 15 Skipped: 11

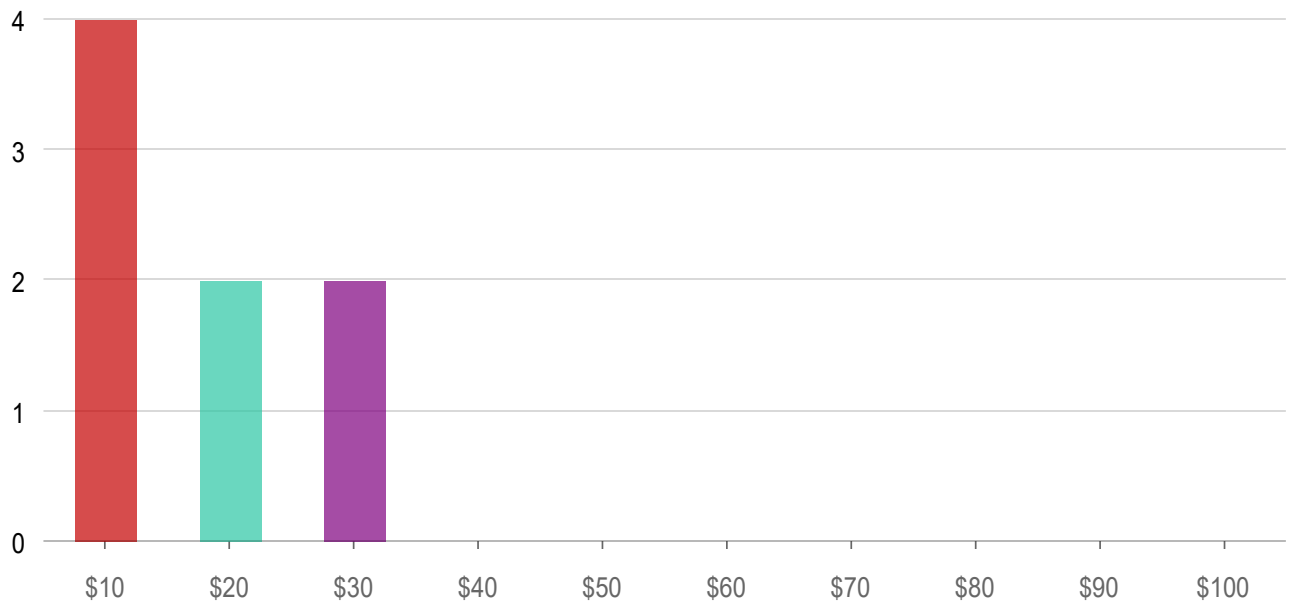
Public Art



Answers	Count	Percentage
\$10	6	23.08%
\$20	3	11.54%
\$30	0	0%
\$40	0	0%
\$50	0	0%
\$60	0	0%
\$70	0	0%
\$80	0	0%
\$90	0	0%
\$100	0	0%

Answered: 9 Skipped: 17

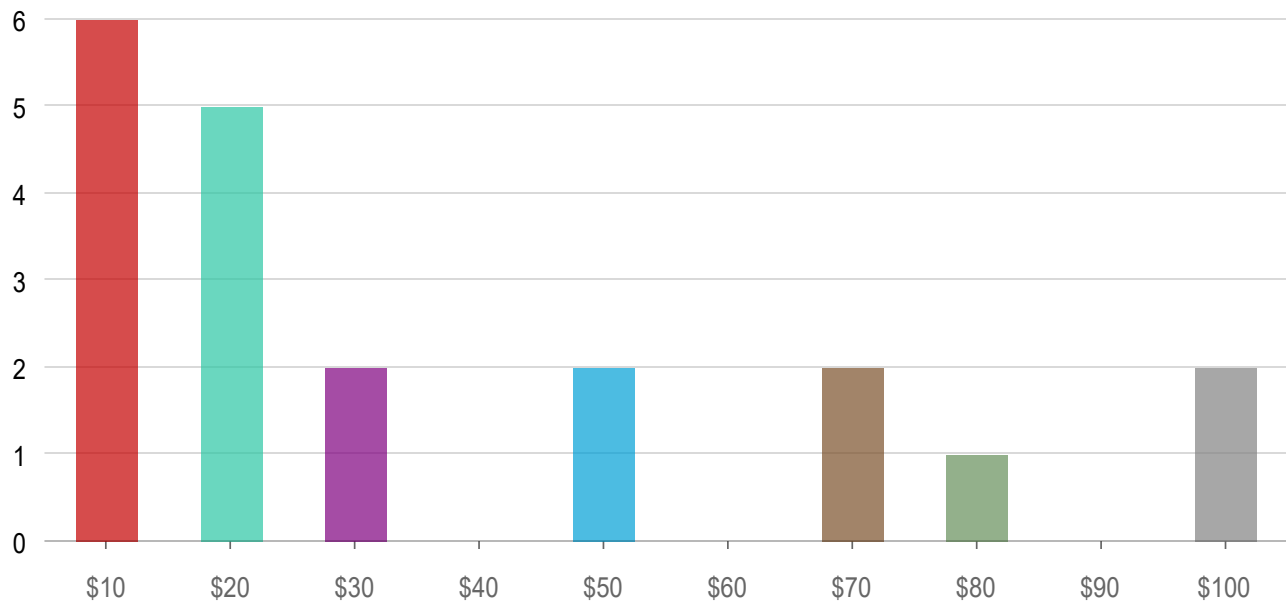
○ Placemaking



Answers	Count	Percentage
\$10	4	15.38%
\$20	2	7.69%
\$30	2	7.69%
\$40	0	0%
\$50	0	0%
\$60	0	0%
\$70	0	0%
\$80	0	0%
\$90	0	0%
\$100	0	0%

Answered: 8 Skipped: 18

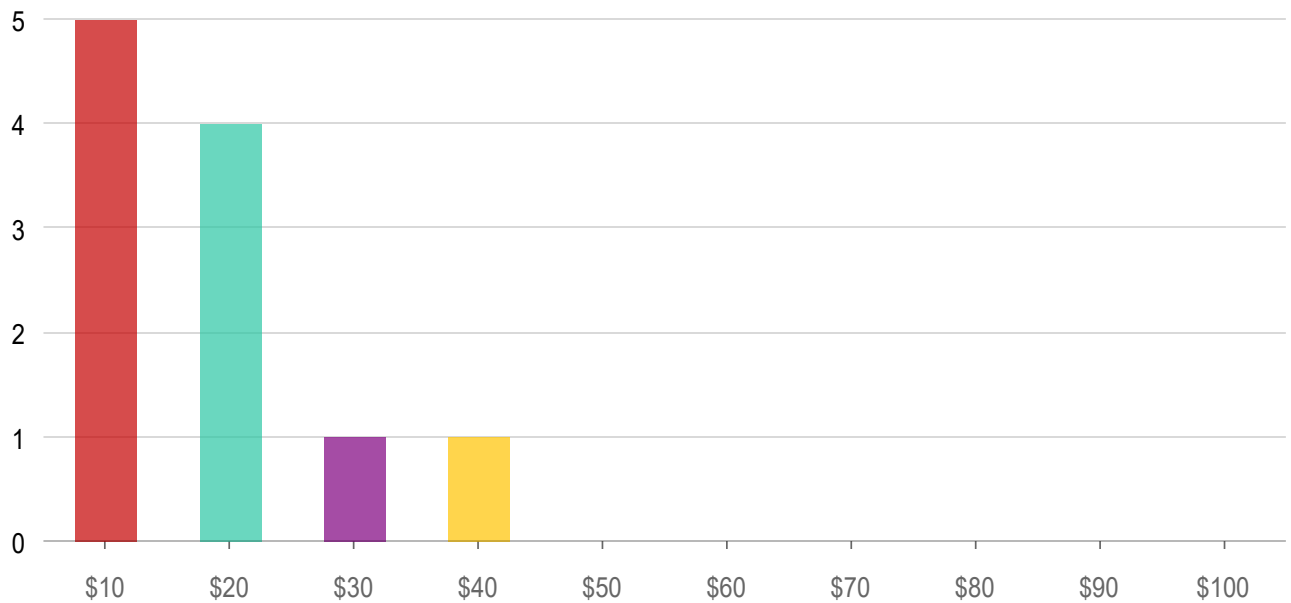
○ Lighting



Answers	Count	Percentage
\$10	6	23.08%
\$20	5	19.23%
\$30	2	7.69%
\$40	0	0%
\$50	2	7.69%
\$60	0	0%
\$70	2	7.69%
\$80	1	3.85%
\$90	0	0%
\$100	2	7.69%

Answered: 20 Skipped: 6

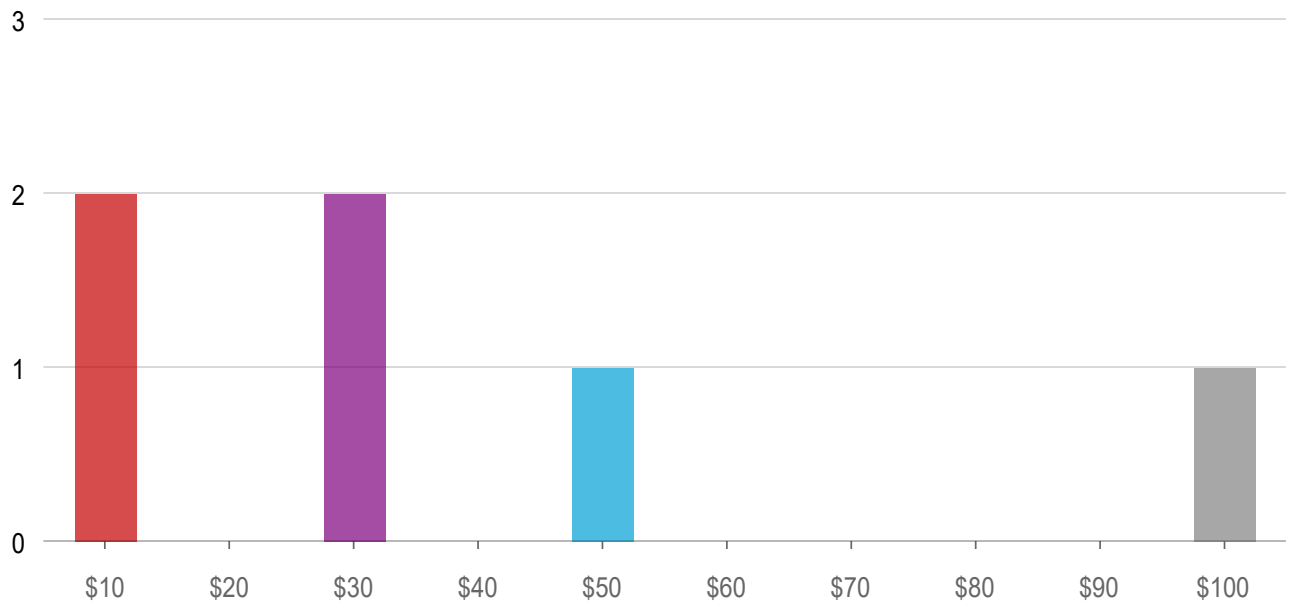
**○ Trees and Shade**



Answers	Count	Percentage
\$10	5	19.23%
\$20	4	15.38%
\$30	1	3.85%
\$40	1	3.85%
\$50	0	0%
\$60	0	0%
\$70	0	0%
\$80	0	0%
\$90	0	0%
\$100	0	0%

Answered: 11 Skipped: 15

Other



Answers	Count	Percentage
\$10	2	7.69%
\$20	0	0%
\$30	2	7.69%
\$40	0	0%
\$50	1	3.85%
\$60	0	0%
\$70	0	0%
\$80	0	0%
\$90	0	0%
\$100	1	3.85%

Answered: 6 Skipped: 20

**What could make this street feel more welcoming and reflective of the community's...**

The word cloud requires at least 20 answers to show.

Response	Count
To make it more welcoming, it needs to be safer. So safe sidewalks/SUPs and more room for people outside of vehicles. Secondly, it needs greenery & shade. There's almost none now. Collaboration with local artists for specific art or other placemaking features would really help the character & identity part too.	1
There are so many big empty parking lots just open for people to do shady stuff. Seeing abandoned buildings and tons of concrete does not make it feel cozy at all.	1
Test	1
More public/community art installations, more trees and landscaping, better lighting for visibility, clean up the road and make pavement conditions better so it doesn't look so dilapidated.	1

More public Art. I would also like to see more eateries, and a coffee shop. Trees and landscaping.	1
More police stoping drunk and high drivers. Police stopping cars with no license plates and fake paper plates. Shutting down the drug houses that operate 24/7. I'm trying to raise a family of honest hard working children.	1
More Lighting. Less trash every where. Some trees. Less cars parked on the sidewalk. Clean sidewalks.	1
More lighting. It's too dark. A protected side walk. I've sent my comments on other surveys regarding adding a raised curb to at least protect pedestrians a little from a full blown impact. Also, more policing to be honest. Hate to say it but, I think that's the best way to change behavior. As the economy starts going down the economically disadvantage will drink more they already do. That will increase drunk driving. Need more police pulling people over for suspected drunk driving. The reason a lot of the stop signs are missing or knocked over is because of drunk drivers. Jensen also needs a crosswalk for kids getting to berry elementary. Early in the morning is dark and there are people who don't care to stop for the red or pedestrians.	1
More lighting at night for driver and pedestrian safety. Protected sidewalks with a raised curb so all the businesses don't park on the sidewalk.	1
More Apartments and community centers and Art	1
Make every business owner clean their part of Jensen. More officers to catch cars doing donuts especially at Salvation Army parking and on streets	1
homeless to keep street clean and safe for children, bicycle safety. Street road repainting. for crossing road	1
For it to be clean.	1
Fixing potholes, making lanes more visible, improved sidewalks, better lighting, more native landscaping, etc.	1
Fix potholes and flooding add a median and trees. Add sidewalks and lighting	1
Blight removal; African-American Art and Representation; Improving streetscaping; Maintaining landscape	1
Better lighting. Better signage - a lot of the stop signs get hit by drunk drivers. Sidewalks that are accessible and not blocked by 18 wheelers. Less drunk drivers coming out of these bars and convenience stores. Street signs with a logo - other communities have street name signs with a unique logo or design.	1

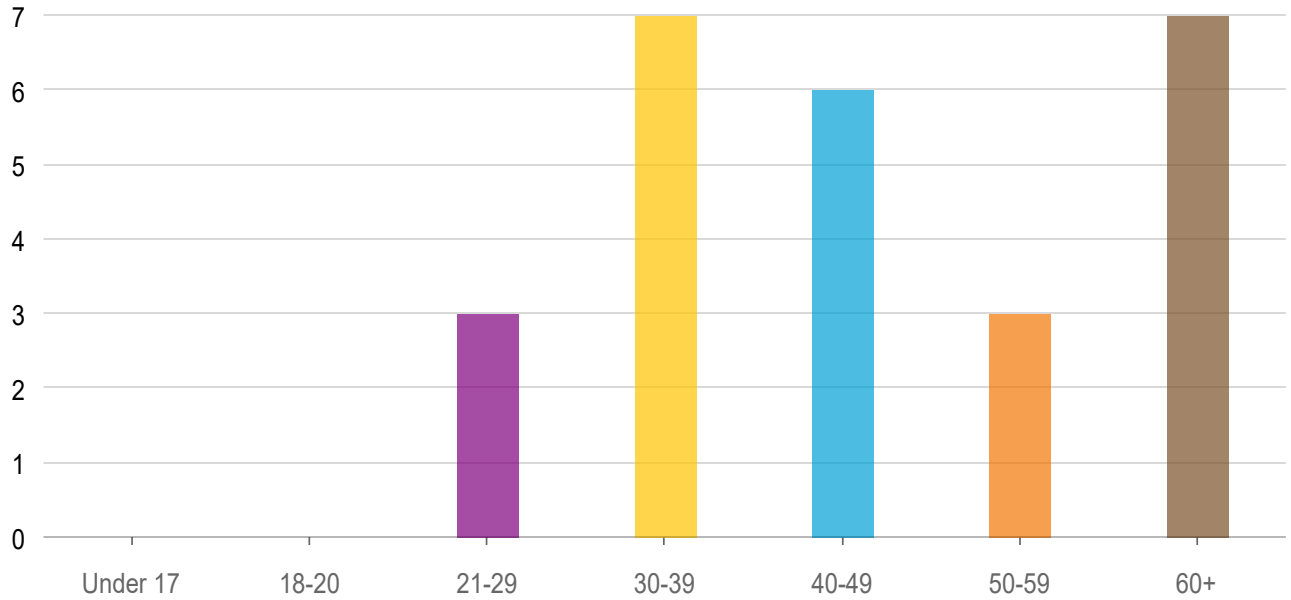
At least give these people the basics of sidewalks and decent lighting. 1

A road that is less bumpy and rough, better lighting throughout, some greenery and trees. 1

Answered: 19 Skipped: 7

**Demographics**

○ Which category below includes your age



Answers	Count	Percentage
---------	-------	------------

Under 17	0	0%
18-20	0	0%
21-29	3	11.54%
30-39	7	26.92%
40-49	6	23.08%
50-59	3	11.54%
60+	7	26.92%

Answered: 26 Skipped: 0



○ What is your zip code?

77093

77002  
77396

77039

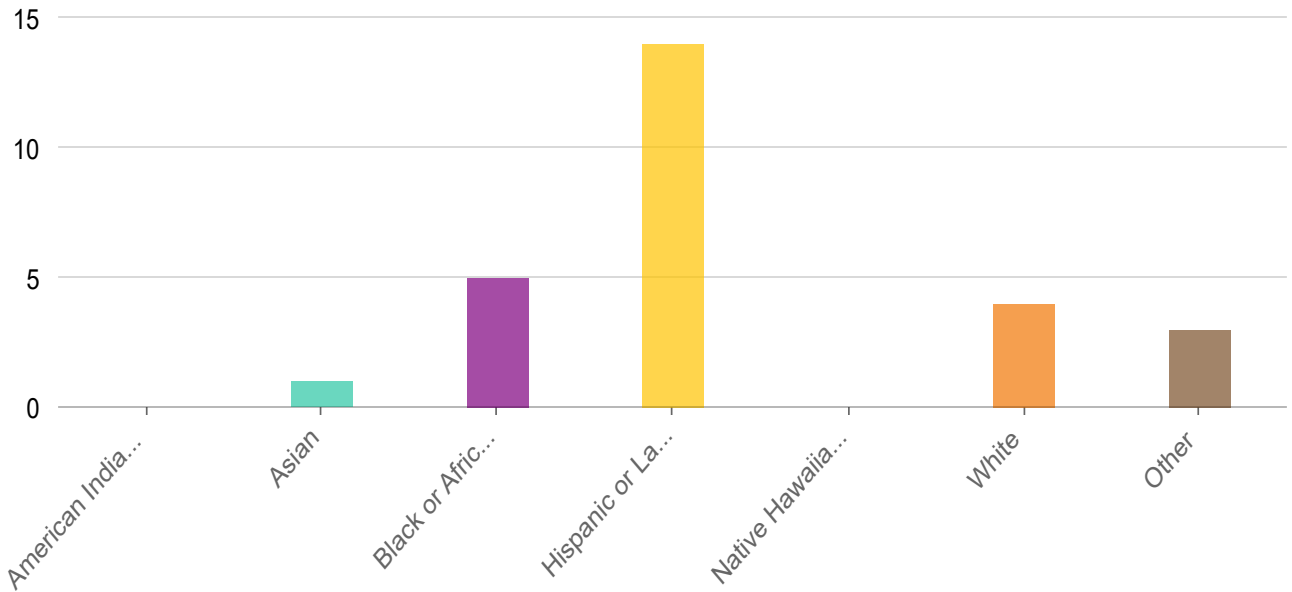
77494 77007 77026  
77041 77346

**Word** **Count**

Word	Count
77093	14
77026	4
77007	2
77002	1
77039	1
77041	1
77346	1
77396	1
77494	1

Answered: 26 Skipped: 0

○ How would you best describe yourself?



**Answers** **Count** **Percentage**

Answers	Count	Percentage
American Indian or Alaskan Native	0	0%
Asian	1	3.85%
Black or African American	5	19.23%
Hispanic or Latino or Spanish Origin	14	53.85%
Native Hawaiian or other Pacific Islander	0	0%
White	4	15.38%
Other	3	11.54%

Answered: 26 Skipped: 0

○ **What is your gender?**



**Answers** **Count** **Percentage**

Answers	Count	Percentage
Female	11	42.31%
Male	14	53.85%
Non-Binary	0	0%
Prefer not to say	1	3.85%
Other	0	0%

Answered: 26 Skipped: 0

**Is there anything else you would like to share?**

The word cloud requires at least 20 answers to show.

Response	Count
<p>Why are these community meetings only announced 2 days in advanced? And why are they not posted on the greater north side management website? And why are the project details not on there either? Facebook and instagram are not valid replacements for posting this info and since you're limited to what you can see if you don't have an account. I only see project notes and images posted on the GNSM D site after all has been finalized and discussions closed. Are you charged by your hosting provider by the kb? Another thing, you don't even proofread read your flyers. The link to this survey is wrong , the first O should be a zero, 0, in the url. If you people were paid employees and not volunteers I would be more upset.</p>	1
<p>When it comes to the 'other' option it is flooding. The vast majority of the streets flood when the Bennington/king underpass fills up with water, and water floods the streets between king and caplin. Some ditches and drains need to be cleared or replaced to allow more waterflow.</p>	1
<p>we would like to upgrade our Park 7200 Curry. Thank you all for helping to make our neighborhood a community again. It would be nice to drive down jensen to see the new and improved.</p>	1
<p>There needs to be less of a bias on this form. Questions should be more specific. The budget of 100 for all those things is insane. I also would have liked to use my own device. and or have a flyer i could share. The two initiatives on the top of the page should have been provided to the people that came. As they will not see the entire picture that will lead them to settle for what ever comes to us.</p>	1
<p>Thank you for investing in a street and part of the city that need much more investment!</p>	1
<p>Test</p>	1
<p>Please don't make Jensen like Fulton</p>	1
<p>N/A</p>	1
<p>In recent memory there have been several accidents on Laura Koppe and Jensen. A big issue is drunk drivers leaving the corner stores and bars nearby. You see a lot of light poles and street signs knocked over and never fixed or replaced. I watch people arrive at the corner stores and toss out the empty beer can they were drinking then get back in the car with a fresh can they just opened. They are a danger to drivers, pedestrians and the infrastructure.</p>	1
<p>I'm just really excited to see this street improved. It is long overdue and much needed and the community deserves it.</p>	1

If you are going to spend tax payer money to improve the street, spend it on competent companies/people. Don't hire someone's uncle or brother in law just because. At least have a clause in the contract that makes the company responsible for maintenance for 15-20 years for any defects. I swear a few years after Kelley st from Jensen to Hardy was redone it when to sh\*T with all those bumps. When I think of Jensen I think corruption because the money disappears with the bare minimum done to improve the community and I only work in the area, can't imagine the people living here.

1

I would love to stay updated on this project and become involved.

1

Half the drivers on Jensen and Berry have an open container and are driving impaired. Hpd needs to crack down on this. Can you also do something about the cars and trailers that park on the sidewalks and street. That Reading truck business on Jensen near Bennington is always parking on the sidewalk. And if you guys can do a little more than the absolute minimum, that would be great. 2 day notice about important community meetings is a joke. I'm sure you know weeks in advanced when you plan to host a meeting. Finally let's hope a concrete plant isn't built on Jensen to give Garcia another middle finger like they did at James driver park.

1

Cleaning, cleaning, cleaning...

1

Check your survey link. It didn't work . Had to use the QR code.

1

Can you guys shut down the drug house that's literally a block away from Berry Elementary School at the corner of Keeland and West Street? 2521 Keeland. What's it going to take to get this cancer out of a neighborhood that's wanting to improve.

1

A lot of abandoned or unused commercial property give Jensen Street and old abandoned feel. Too many homeless hanging out bus stops.

1

Answered: 17 Skipped: 9